

# Housing Pulse

## October 2020 NATIONAL

### HOUSE PRICE EXPECTATIONS

Next 12 Months

Change	Response
> 5%	14%
1% to 5%	22%
Stay more or less the same	34%
1% to 5%	17%
> 5%	10%

Balance +6%  
+2 on previous reading

### RENT EXPECTATIONS

Next 12 Months

Change	Response
> 5%	13%
1% to 5%	23%
Stay more or less the same	45%
1% to 5%	9%
> 5%	5%

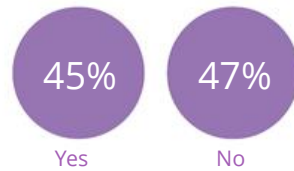
Balance +16%  
+3 on previous reading



76% think it is cheaper to buy

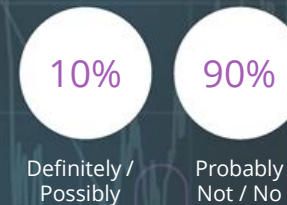
14% think it is cheaper to rent

### GOOD TIME TO BUY

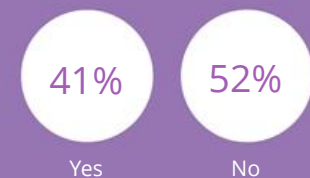


### PLANNING TO BUY/BUILD

Next 12 Months



### GOOD TIME TO SELL



### PLANNING TO SPEND ON HOME IMPROVEMENTS

Next 12 Months

