

Housing Pulse

January 2020 MUNSTER

HOUSE PRICE EXPECTATIONS

Next 12 Months

| Change | Response |
|----------------------------|----------|
| > 5% | 15% |
| 1% to 5% | 30% |
| Stay more or less the same | 41% |
| 1% to 5% | 10% |
| > 5% | 3% |

Balance +22%
-6 on previous reading

RENT EXPECTATIONS

Next 12 Months

| Change | Response |
|----------------------------|----------|
| > 5% | 15% |
| 1% to 5% | 40% |
| Stay more or less the same | 37% |
| 1% to 5% | 4% |
| > 5% | 1% |

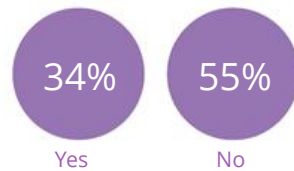
Balance +31%
-9 on previous reading



76% think it is cheaper to buy

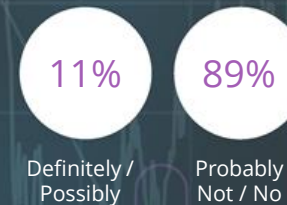
15% think it is cheaper to rent

GOOD TIME TO BUY

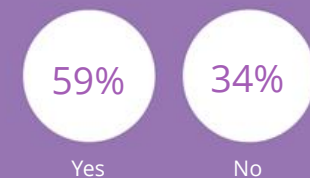


PLANNING TO BUY/BUILD

Next 12 Months



GOOD TIME TO SELL



PLANNING TO SPEND ON HOME IMPROVEMENTS

Next 12 Months

