

# Housing Pulse

## April 2020 DUBLIN

### HOUSE PRICE EXPECTATIONS

Next 12 Months

| Change                     | Response |
|----------------------------|----------|
| > 5%                       | 4%       |
| 1% to 5%                   | 11%      |
| Stay more or less the same | 20%      |
| 1% to 5%                   | 25%      |
| > 5%                       | 36%      |

Balance -39%

-57 on previous reading

### RENT EXPECTATIONS

Next 12 Months

| Change                     | Response |
|----------------------------|----------|
| > 5%                       | 6%       |
| 1% to 5%                   | 13%      |
| Stay more or less the same | 34%      |
| 1% to 5%                   | 22%      |
| > 5%                       | 19%      |

Balance -17%

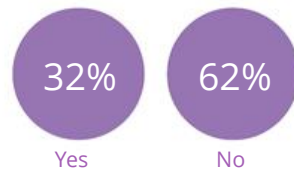
-47 on previous reading



74% think it is cheaper to buy

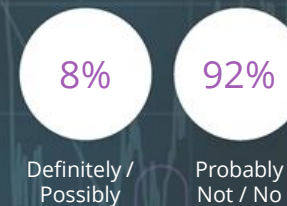
13% think it is cheaper to rent

### GOOD TIME TO BUY

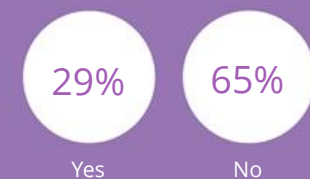


### PLANNING TO BUY/BUILD

Next 12 Months



### GOOD TIME TO SELL



### PLANNING TO SPEND ON HOME IMPROVEMENTS

Next 12 Months

