

# Housing Pulse

## October 2018 NATIONAL

### HOUSE PRICE EXPECTATIONS

Next 12 Months

Change	Response
> 5%	26%
1% to 5%	40%
Stay more or less the same	25%
1% to 5%	5%
> 5%	1%

Balance +43%  
-5 on previous reading

### RENT EXPECTATIONS

Next 12 Months

Change	Response
> 5%	24%
1% to 5%	40%
Stay more or less the same	28%
1% to 5%	2%
> 5%	1%

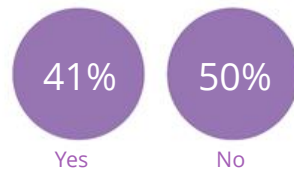
Balance +43%  
-5 on previous reading



72% think it is cheaper to buy

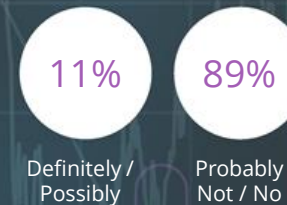
17% think it is cheaper to rent

### GOOD TIME TO BUY

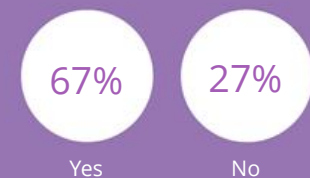


### PLANNING TO BUY/BUILD

Next 12 Months



### GOOD TIME TO SELL



### PLANNING TO SPEND ON HOME IMPROVEMENTS

Next 12 Months

