

Housing Pulse

July 2017 NATIONAL

HOUSE PRICE EXPECTATIONS

Next 12 Months

Change	Response
> 5%	42%
1% to 5%	37%
Stay more or less the same	16%
1% to 5%	1%
> 5%	1%

Balance +59%
+4 on previous reading

RENT EXPECTATIONS

Next 12 Months

Change	Response
> 5%	31%
1% to 5%	36%
Stay more or less the same	26%
1% to 5%	1%
> 5%	0%

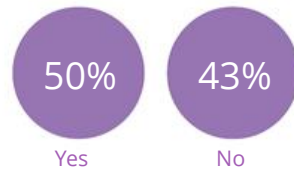
Balance +48%
-1 on previous reading



62% think it is cheaper to buy

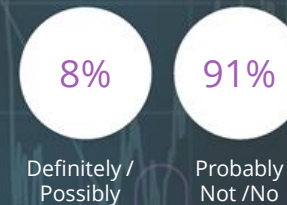
21% think it is cheaper to rent

GOOD TIME TO BUY

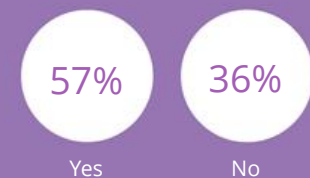


PLANNING TO BUY/BUILD

Next 12 Months



GOOD TIME TO SELL



PLANNING TO SPEND ON HOME IMPROVEMENTS

Next 12 Months

