

# Housing Pulse

## April 2017 NATIONAL

### HOUSE PRICE EXPECTATIONS

Next 12 Months

Change	Response
> 5%	39%
1% to 5%	39%
Stay more or less the same	17%
1% to 5%	1%
> 5%	1%

Balance +57%  
+6 on previous reading

### RENT EXPECTATIONS

Next 12 Months

Change	Response
> 5%	28%
1% to 5%	38%
Stay more or less the same	28%
1% to 5%	1%
> 5%	0%

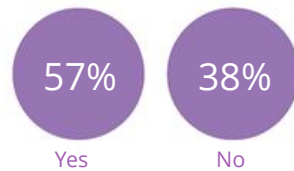
Balance +46%  
-2 on previous reading



63% think it is cheaper to buy

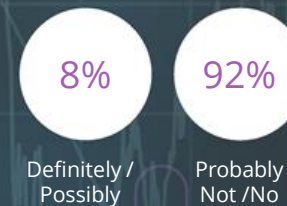
24% think it is cheaper to rent

### GOOD TIME TO BUY

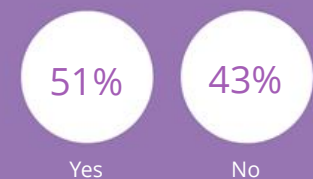


### PLANNING TO BUY/BUILD

Next 12 Months



### GOOD TIME TO SELL



### PLANNING TO SPEND ON HOME IMPROVEMENTS

Next 12 Months

