

Housing Pulse

APRIL 2016 NATIONAL

HOUSE PRICE EXPECTATIONS

Next 12 Months

Change	Response
> 5%	29%
1% to 5%	42%
Stay more or less the same	23%
1% to 5%	2%
> 5%	1%

Balance +48%
+6 on previous reading

RENT EXPECTATIONS

Next 12 Months

Change	Response
> 5%	30%
1% to 5%	36%
Stay more or less the same	29%
1% to 5%	1%
> 5%	1%

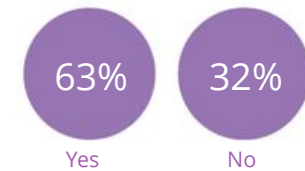
Balance +46%
+6 on previous reading



66% think it is cheaper to buy

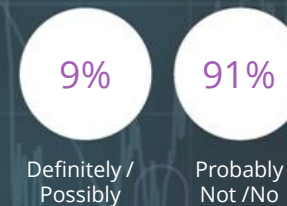
20% think it is cheaper to rent

GOOD TIME TO BUY

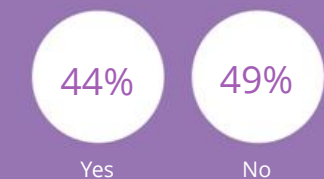


PLANNING TO BUY/BUILD

Next 12 Months



GOOD TIME TO SELL



PLANNING TO SPEND ON HOME IMPROVEMENTS

Next 12 Months

