

# Housing Pulse

## October 2019 **MUNSTER**

### HOUSE PRICE EXPECTATIONS

Next 12 Months

Change	Response
> 5%	13%
1% to 5%	32%
Stay more or less the same	35%
1% to 5%	14%
> 5%	4%

Balance +18%  
+6 on previous reading

### RENT EXPECTATIONS

Next 12 Months

Change	Response
> 5%	20%
1% to 5%	34%
Stay more or less the same	38%
1% to 5%	2%
> 5%	1%

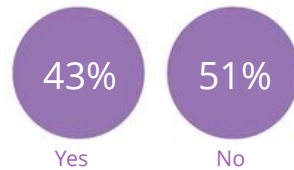
Balance +35%  
-4 on previous reading



75% think it is cheaper to buy

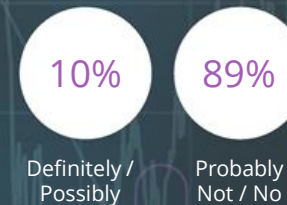
14% think it is cheaper to rent

### GOOD TIME TO BUY

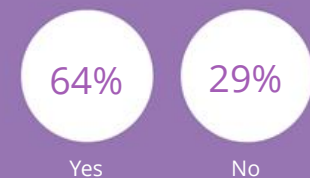


### PLANNING TO BUY/BUILD

Next 12 Months



### GOOD TIME TO SELL



### PLANNING TO SPEND ON HOME IMPROVEMENTS

Next 12 Months

