

# Housing Pulse

## October 2018 **MUNSTER**

### HOUSE PRICE EXPECTATIONS

Next 12 Months

Change	Response
> 5%	29%
1% to 5%	42%
Stay more or less the same	24%
1% to 5%	2%
> 5%	2%

Balance +47%  
+1 on previous reading

### RENT EXPECTATIONS

Next 12 Months

Change	Response
> 5%	29%
1% to 5%	37%
Stay more or less the same	27%
1% to 5%	1%
> 5%	1%

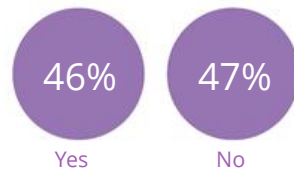
Balance +46%  
0 on previous reading



69% think it is cheaper to buy

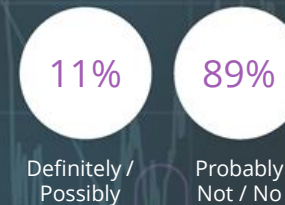
18% think it is cheaper to rent

### GOOD TIME TO BUY

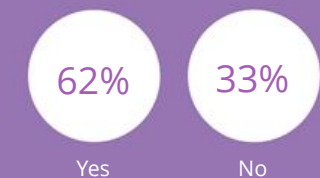


### PLANNING TO BUY/BUILD

Next 12 Months



### GOOD TIME TO SELL



### PLANNING TO SPEND ON HOME IMPROVEMENTS

Next 12 Months

