

Housing Pulse

July 2017 MUNSTER

HOUSE PRICE EXPECTATIONS

Next 12 Months

Change	Response
> 5%	35%
1% to 5%	41%
Stay more or less the same	19%
1% to 5%	0%
> 5%	1%

Balance +54%
+3 on previous reading

RENT EXPECTATIONS

Next 12 Months

Change	Response
> 5%	29%
1% to 5%	37%
Stay more or less the same	27%
1% to 5%	1%
> 5%	0%

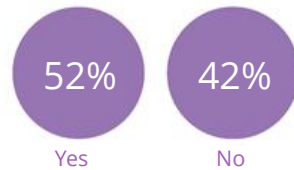
Balance +47%
+2 on previous reading



57% think it is cheaper to buy

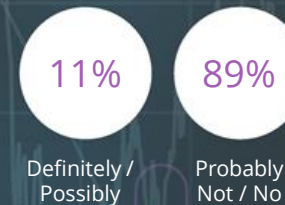
27% think it is cheaper to rent

GOOD TIME TO BUY

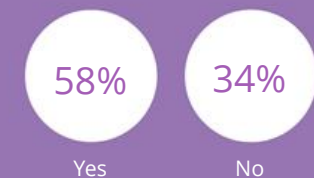


PLANNING TO BUY/BUILD

Next 12 Months



GOOD TIME TO SELL



PLANNING TO SPEND ON HOME IMPROVEMENTS

Next 12 Months

