

Housing Pulse

January 2017 MUNSTER

HOUSE PRICE EXPECTATIONS

Next 12 Months

Change	Response
> 5%	36%
1% to 5%	38%
Stay more or less the same	21%
1% to 5%	3%
> 5%	1%

Balance +52%
+11 on previous reading

RENT EXPECTATIONS

Next 12 Months

Change	Response
> 5%	29%
1% to 5%	34%
Stay more or less the same	31%
1% to 5%	0%
> 5%	0%

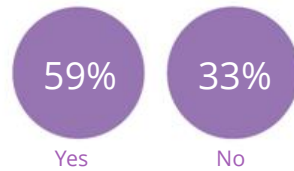
Balance +46%
+2 on previous reading



63% think it is cheaper to buy

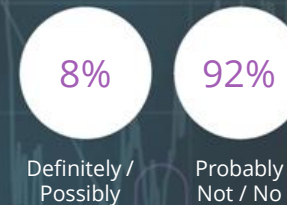
24% think it is cheaper to rent

GOOD TIME TO BUY

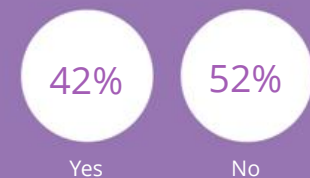


PLANNING TO BUY/BUILD

Next 12 Months



GOOD TIME TO SELL



PLANNING TO SPEND ON HOME IMPROVEMENTS

Next 12 Months

