

# Housing Pulse

## April 2019 MUNSTER

### HOUSE PRICE EXPECTATIONS

Next 12 Months

| Change                     | Response |
|----------------------------|----------|
| > 5%                       | 22%      |
| 1% to 5%                   | 41%      |
| Stay more or less the same | 26%      |
| 1% to 5%                   | 4%       |
| > 5%                       | 1%       |

Balance +40%  
+4 on previous reading

### RENT EXPECTATIONS

Next 12 Months

| Change                     | Response |
|----------------------------|----------|
| > 5%                       | 20%      |
| 1% to 5%                   | 44%      |
| Stay more or less the same | 28%      |
| 1% to 5%                   | 2%       |
| > 5%                       | 0%       |

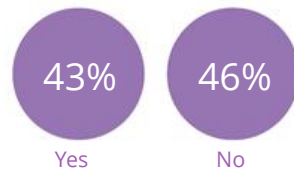
Balance +41%  
+3 on previous reading



72% think it is cheaper to buy

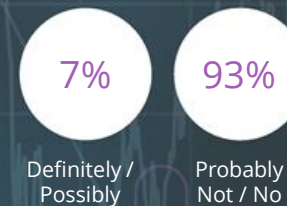
15% think it is cheaper to rent

### GOOD TIME TO BUY

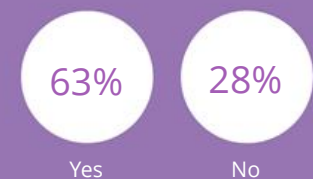


### PLANNING TO BUY/BUILD

Next 12 Months



### GOOD TIME TO SELL



### PLANNING TO SPEND ON HOME IMPROVEMENTS

Next 12 Months

