

Housing Pulse

April 2018 **MUNSTER**

HOUSE PRICE EXPECTATIONS

Next 12 Months

| Change | Response |
|----------------------------|----------|
| > 5% | 32% |
| 1% to 5% | 44% |
| Stay more or less the same | 21% |
| 1% to 5% | 0% |
| > 5% | 0% |

Balance +54%
+3 on previous reading

RENT EXPECTATIONS

Next 12 Months

| Change | Response |
|----------------------------|----------|
| > 5% | 29% |
| 1% to 5% | 39% |
| Stay more or less the same | 27% |
| 1% to 5% | 1% |
| > 5% | 0% |

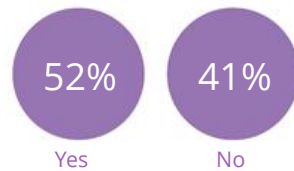
Balance +49%
+3 on previous reading



64% think it is cheaper to buy

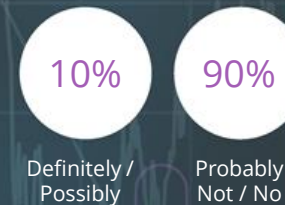
20% think it is cheaper to rent

GOOD TIME TO BUY

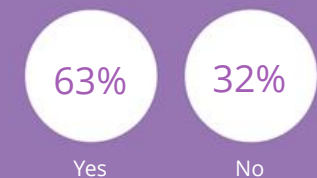


PLANNING TO BUY/BUILD

Next 12 Months



GOOD TIME TO SELL



PLANNING TO SPEND ON HOME IMPROVEMENTS

Next 12 Months

