

# Housing Pulse

## January 2017 DUBLIN

### HOUSE PRICE EXPECTATIONS

Next 12 Months

| Change                     | Response |
|----------------------------|----------|
| > 5%                       | 39%      |
| 1% to 5%                   | 40%      |
| Stay more or less the same | 13%      |
| 1% to 5%                   | 1%       |
| > 5%                       | 0%       |

Balance +58%  
-5 on previous reading

### RENT EXPECTATIONS

Next 12 Months

| Change                     | Response |
|----------------------------|----------|
| > 5%                       | 36%      |
| 1% to 5%                   | 39%      |
| Stay more or less the same | 21%      |
| 1% to 5%                   | 1%       |
| > 5%                       | 0%       |

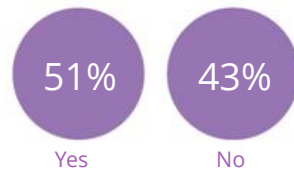
Balance +55%  
-1 on previous reading



69% think it is cheaper to buy

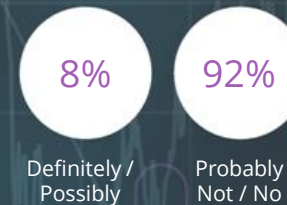
16% think it is cheaper to rent

### GOOD TIME TO BUY

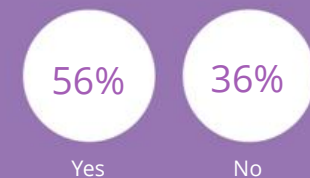


### PLANNING TO BUY/BUILD

Next 12 Months



### GOOD TIME TO SELL



### PLANNING TO SPEND ON HOME IMPROVEMENTS

Next 12 Months

